

TEMPLE LOUNGE

Enjoy unlimited options with the modular Temple range. Choose from several pieces to create the perfect configuration for your home.



MODULAR DESIGN



POWER BACKREST



POWER FOOTREST



WIRELESS CHARGER*



READING LIGHT*



SWIVEL TABLE*



150KG RATED MECHANISM



ZIG ZAG SPRINGS



SUSTAINABLY HARVESTED TIMBER



**feature availability depending on chosen configuration*

EXCLUSIVE TO



STRUCTURAL WARRANTY



FOAM WARRANTY



MECHANICAL WARRANTY



ELECTRICAL WARRANTY



FABRIC WARRANTY

COLOURS AVAILABLE

STOCKED IN



MZF FABRIC
(PEARL COLOUR)


MADE TO ORDER



MZF FABRIC
(COTTON COLOUR)



MZF FABRIC
(PORCELAIN COLOUR)



MZF FABRIC
(NICKEL COLOUR)



MZF FABRIC
(CHARCOAL COLOUR)

SALES COLLATERAL AVAILABLE

- POS PAGE
- SPECIFICATION / TRAINING SHEET
- MZF FABRIC SWATCH

KEY FEATURES & BENEFITS

FRAME	FSC certified Pine and Plywood frame	A sturdy frame constructed with sustainably sourced timber provides a solid and long-lasting base to the suite
FOUNDATION	Heavy gauge steel Zig Zag springs	The foundation delivers long-lasting support & the first layer of comfort
FOAM	Foam & fibre	High density layered foam provides support, with a top layer of fibre for additional comfort
MECHANISM	Tested up to 150kgs at 25,000 cycles	Warranted for use up to 150kgs, this robust recliner mechanism has been crafted to last - that's 30kg more weight-loading than standard mechanisms!
POWER	Powered backrests & footrests	Elevate your comfort level with backrests and footrests that adjust effortlessly at the touch of a button, offering the ultimate in customized comfort! They can also be adjusted independently for when you just want your feet up
UPHOLSTERY	MZF fabric upholstery	Available in Pearl colour MZF fabric, or can be custom made to order in a variety of additional colours

OPTIONAL FEATURES

WIRELESS CENTER CONSOLE OPTION	Wireless charger in the center console	No more searching for cables or outlets with wireless charging. Simply place your wireless charging-enabled device on the designated spot and it will charge effortlessly
	Built-in storage compartment	Convenient storage compartment for keeping small items like remotes, cables, magazines and more within arms reach
SWIVEL TABLE CONSOLE OPTION	Movable swivel table	Keep your necessities nearby with a convenient swivel table that can rotate 90 degrees over the seat for easy laptop usage
	LED reading light	Enjoy ambient light for reading books, checking remote controls and other tasks with a positionable LED reading light
RATCHET ARMREST OPTION	Ratchet armrest & storage compartment	Fine-tune your comfort angle with 3-click adjustable ratchet armrests on the end seats, with a helpful storage compartment underneath (available on chairs and chaises)

Scan QR code to view this product on our website



MEASUREMENTS & FEATURES PER SEAT

CHAIR - ARMLESS
870mm wide x 1020mm deep x 960mm high



 **POWER BACKREST**

 **POWER FOOTREST**

CHAIR - RATCHET ARM
1120mm wide x 1020mm deep x 960mm high



 **POWER BACKREST**

 **POWER FOOTREST**

 **ADJUSTABLE ARMREST**

 **STORAGE COMPARTMENT**


CHAIR - FLARED ARM
1120mm wide x 1020mm deep x 960mm high





 **POWER BACKREST**

 **POWER FOOTREST**


CONSOLE W/ WIRELESS CHARGE
310mm wide x 1020mm deep x 790mm high





 **WIRELESS CHARGER**

 **STORAGE COMPARTMENT**

CONSOLE W/ TABLE
310mm wide x 1020mm deep x 790mm high



 **SWIVEL TABLE**

 **LED READING LIGHT**

CHAISE - ARMLESS
870mm wide x 1510mm deep x 960mm high



 **POWER BACKREST**

CHAISE - RATCHET ARM
1120mm wide x 1510mm deep x 960mm high




 **POWER BACKREST**

 **ADJUSTABLE ARMREST**

 **STORAGE COMPARTMENT**

CHAISE - FLARED ARM
1120mm wide x 1510mm deep x 960mm high




 **POWER BACKREST**

CORNER WEDGE
1020mm wide x 1020mm deep x 960mm high



(2x THROW PILLOWS INCLUDED)

OTTOMAN
850mm wide x 850mm deep x 450mm high



Scan QR code to view this product on our website

